


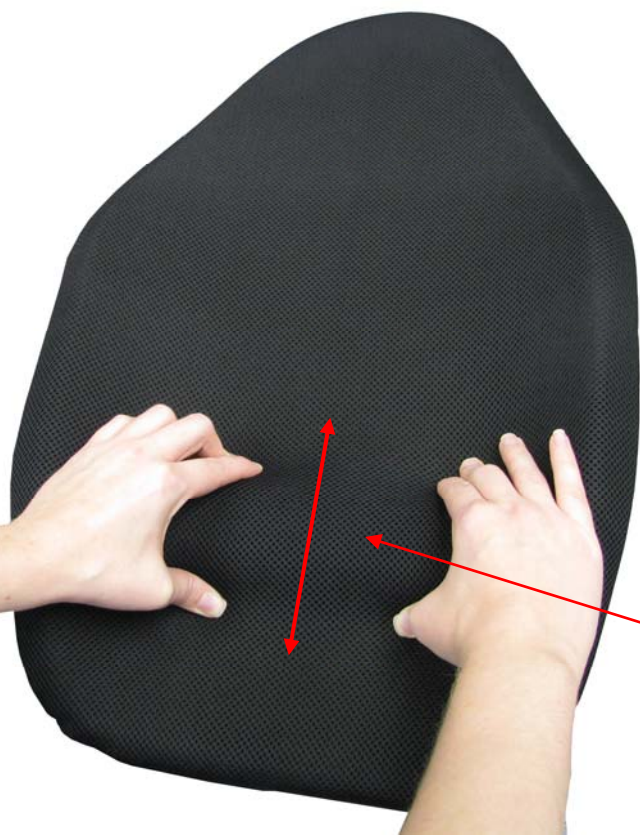
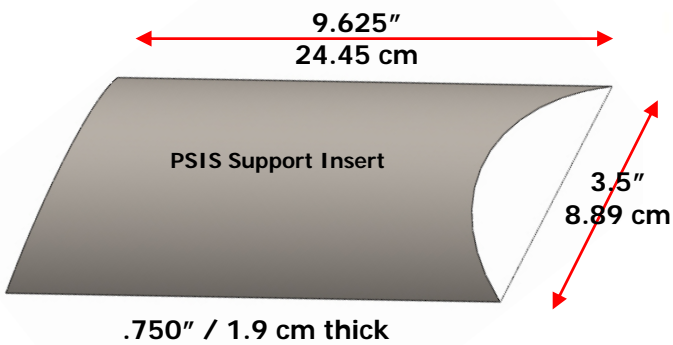
PSIS Support Insert

When positioning an ADI back, the interior portion of the back support should be positioned to make contact at the PSIS to provide optimal pelvic support and trunk control. If additional support is required, ADI offers the support insert shown below as an optional feature.

To install, unzip the fabric cover and insert the PSIS support between the yellow foam surface and the fabric cover.

Position as desired.

Note:
For a secure hold, double sided Velcro is provided.



position support insert as desired